

Signify Classified - Internal
Cooper Lighting Solutions Photometric Lab
1121 Highway 74 South
Peachtree City, GA 30269



Scaled data based on original data using
LM-79-08 Approved Method: Electrical and Photometric Measurements of Solid-
State Lighting Products

Test Report Prepared for
Cooper Lighting Solutions
(formerly Eaton)

Brand: STREETWORKS

Report Number: P868136

Luminaire Tested: **MEM2-HSN-SA-60-727-U-T4W-HSS**

Issue Date: 08/21/2024



Test Information

Test Method: LM-79-08
Report Number: P868136
Test Lab: INNOVATION CENTER(G3)
Issue Date: 08/21/2024
Manufacturer: COOPER LIGHTING SOLUTIONS (FORMERLY EATON)
Product Line: STREETWORKS
Catalog Number: MEM2-HSN-SA-60-727-U-T4W-HSS
Description: EPIC MODERN SHORT HOUSING DISCRETE LED ARRAYS 60W 70CRI 2700K
FIXTURE w/ TYPE IV WIDE DISTRIBUTION OPTIC AND HOUSE SIDE SHIELD
Light Source: (10) 2700K CCT, 70 CRI LEDS
Ballast/Driver: ELECTRONIC DRIVER

Summary

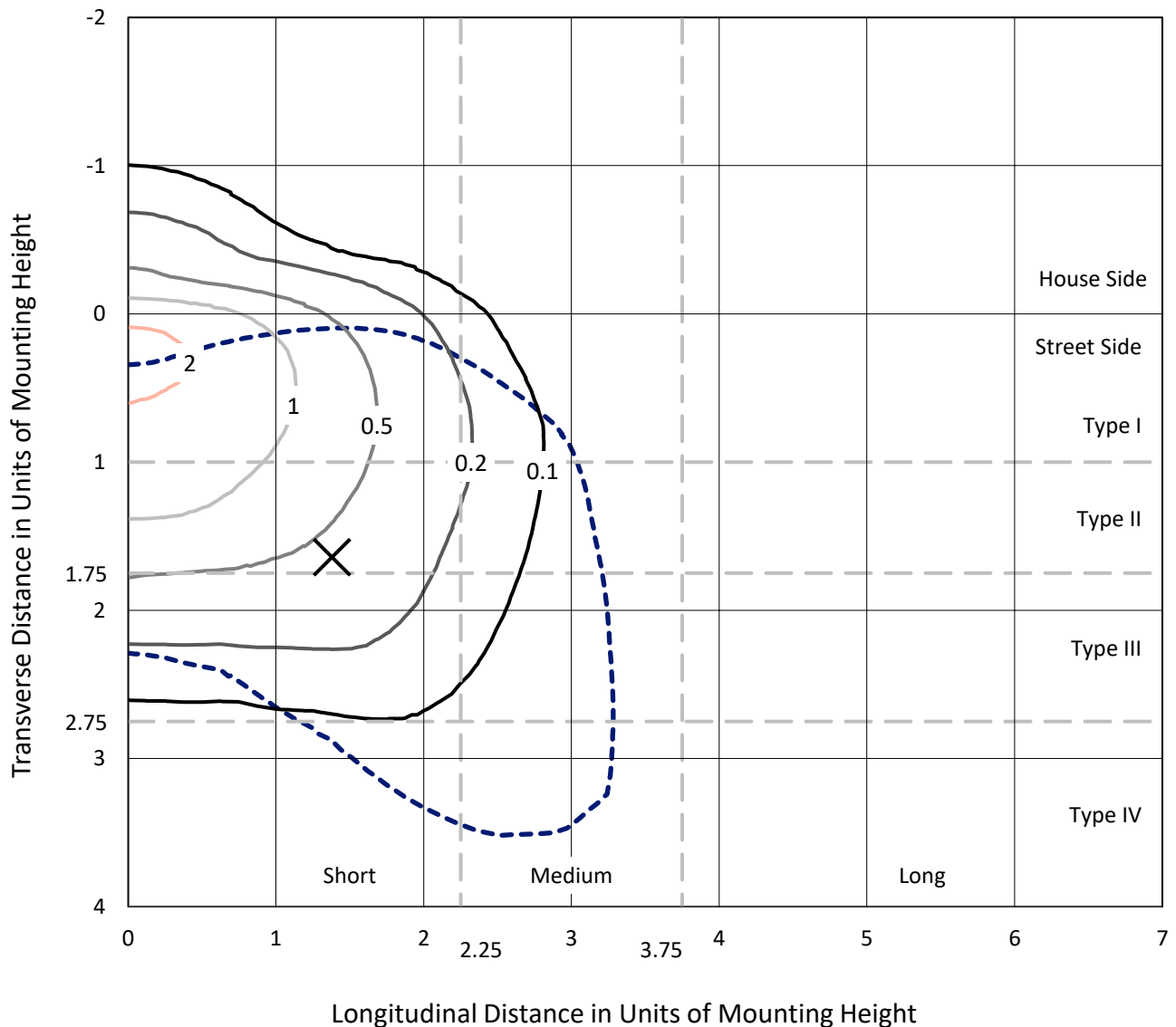
Lumens per Lamp: N/A
Luminaire Lumens: 4084.4 lumens
Efficiency: N/A
Efficacy: 92.8 lumens/watt
Luminous Opening: Rectangular (W 0.33' x L: 0.33' x H: 0')
IES Classification: Type IV - Short
BUG Rating: B1 - U0 - G1

Input Watts (W): 44
Input Voltage (V): 120
Input Current (A_{in}): NR
Voltage Rise (V): NR
Power Factor: 0.99
Total Harmonic Distortion (THDi): 6.91%
Frequency (hertz): 60
Stabilization Time: NR
Operation Time: NR
Ambient Temperature (°C): NR
Test Distance: 24 FT

REPORT NUMBER: P868136
 CATALOG NUMBER: MEM2-HSN-SA-60-727-U-T4W-HSS

Iso-Footcandle Lines of Horizontal Illumination

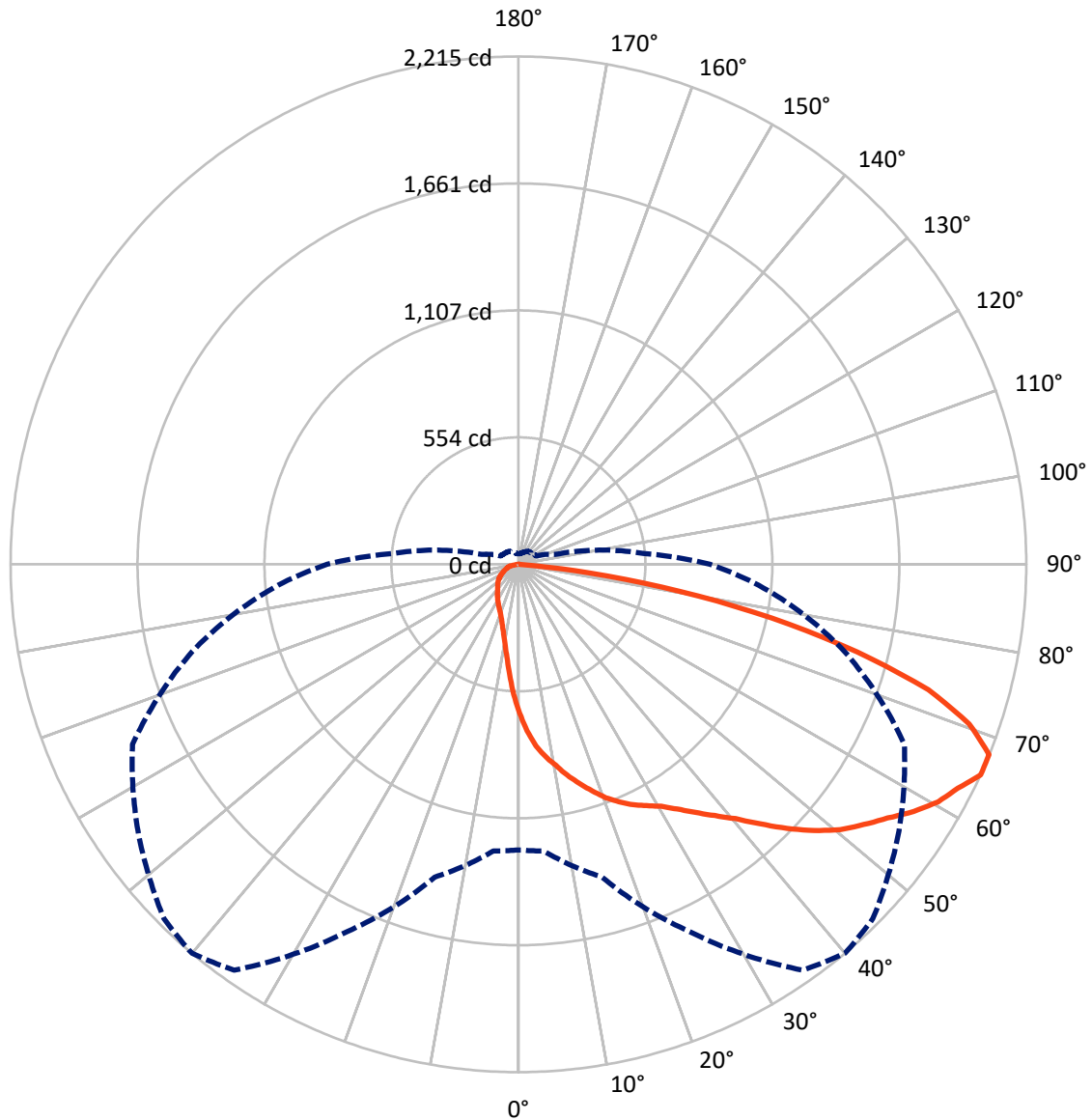
× Max cd
 - - - 1/2 Max cd



Based on 20 foot mounting height. Maximum calculated value = 2.4 fc
 Type IV - Short - N/A

REPORT NUMBER: P868136
CATALOG NUMBER: MEM2-HSN-SA-60-727-U-T4W-HSS

Luminous Intensity Polar Plot



— Vertical Plane Through 40-Deg Lateral - - - Horizontal Cone Through 65-Deg Vertical

REPORT NUMBER: P868136

CATALOG NUMBER: MEM2-HSN-SA-60-727-U-T4W-HSS

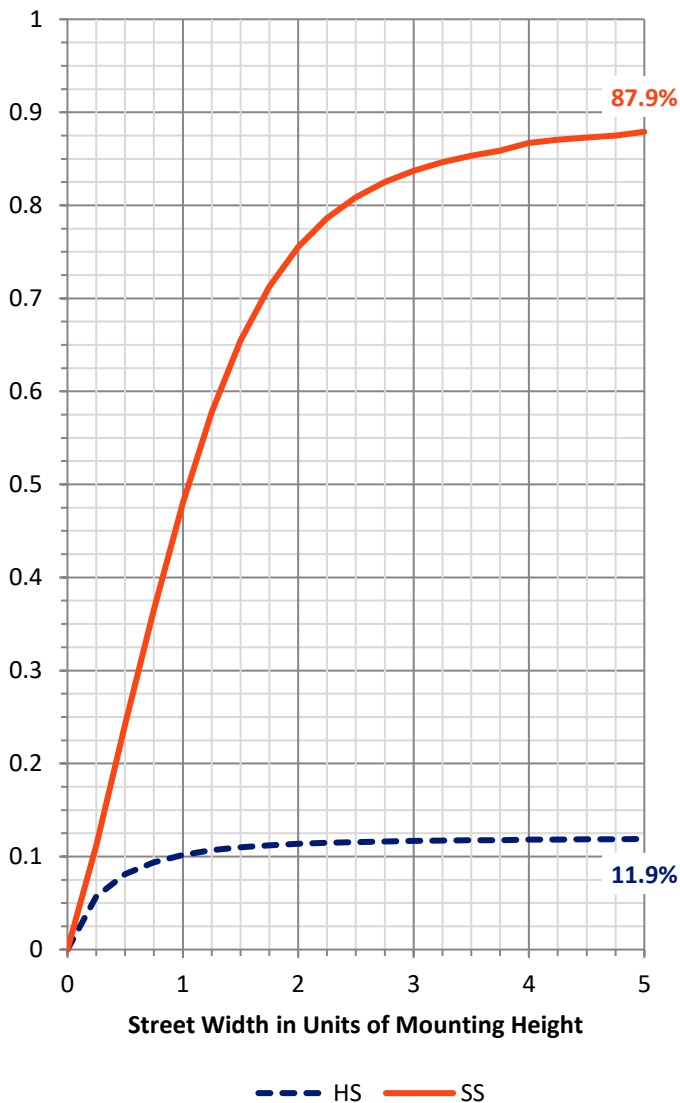
FLUX DISTRIBUTION:

		Downward	Upward	Total
House Side	Lumens	489.0	0.0	489.0
	% Fixture	12.0	0.0	12.0
Street Side	Lumens	3595.4	0.0	3595.4
	% Fixture	88.0	0.0	88.0
Total	Lumens	4084.4	0.0	4084.4
	% Fixture	100.0	0.0	100.0

ZONAL LUMENS:

Zone	Lumens	% Fixture
0°-10°	60.8	1.5
10°-20°	182.7	4.5
20°-30°	314.4	7.7
30°-40°	475.2	11.6
40°-50°	694.8	17.0
50°-60°	887.5	21.7
60°-70°	885.7	21.7
70°-80°	519.4	12.7
80°-90°	64.0	1.6
90°-100°	0.0	0.0
100°-110°	0.0	0.0
110°-120°	0.0	0.0
120°-130°	0.0	0.0
130°-140°	0.0	0.0
140°-150°	0.0	0.0
150°-160°	0.0	0.0
160°-170°	0.0	0.0
170°-180°	0.0	0.0
0°-90°	4084.4	100.0
0°-180°	4084.4	100.0

Coefficient of Utilization



REPORT NUMBER: P868136

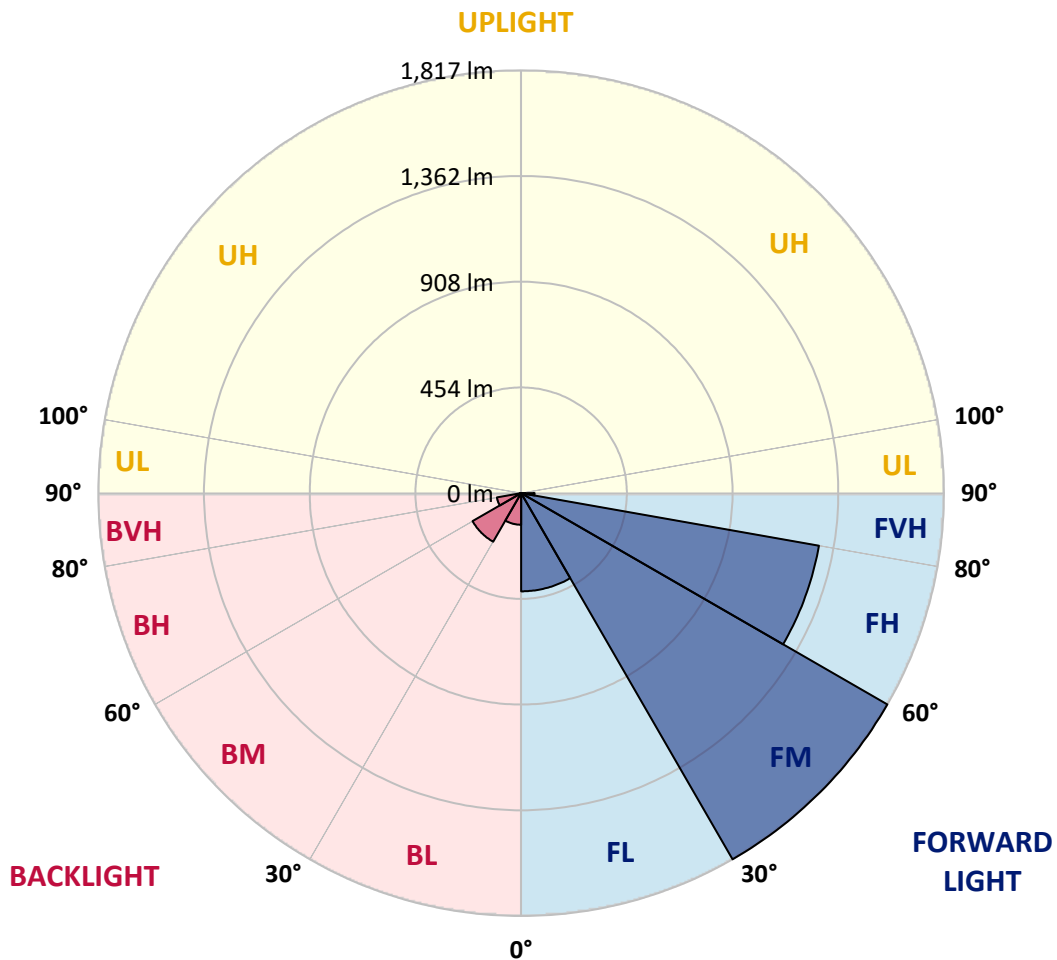
CATALOG NUMBER: MEM2-HSN-SA-60-727-U-T4W-HSS

LUMINAIRE CLASSIFICATION SYSTEM LUMEN TABLE AND BUG RATING:

Zone	Lumens	% Fixture	Zone Rating/Lumen Limit		
			B	U	G
FL (0°-30°)	421.9	10.3			
FM (30°-60°)	1816.5	44.5			
FH (60°-80°)	1299.2	31.8			G1/1800
FVH (80°-90°)	57.8	1.4			G1/100
BL (0°-30°)	136.0	3.3	B1/500		
BM (30°-60°)	240.9	5.9	B1/1000		
BH (60°-80°)	105.9	2.6	B0/110		G0/110
BVH (80°-90°)	6.2	0.2			G0/10
UL (90°-100°)	0.0	0.0		U0/0	
UH (100°-180°)	0.0	0.0		U0/0	

BUG Rating: B1-U0-G1

Type IV Short





REPORT NUMBER: P868136

CATALOG NUMBER: MEM2-HSN-SA-60-727-U-T4W-HSS

CANDELA DISTRIBUTION (FULL):

	0°	5°	15°	25°	35°	40°	45°	55°	65°	75°	85°
0°	649.2	649.2	649.2	649.2	649.2	649.2	649.2	649.2	649.2	649.2	649.2
2.5°	757.5	754.0	747.1	741.3	733.3	726.4	719.5	706.8	690.7	676.9	659.6
5°	832.3	826.5	821.9	815.0	801.2	795.4	790.8	764.4	736.7	708.0	670.0
7.5°	885.2	889.8	880.6	870.3	853.0	846.1	839.2	812.7	778.2	736.7	682.6
10°	946.2	947.4	935.9	923.2	904.8	891.0	881.8	849.5	811.6	765.5	696.4
12.5°	1004.9	1004.9	998.0	979.6	955.4	942.8	926.7	889.8	843.8	789.7	712.6
15°	1052.1	1054.4	1048.7	1034.9	1008.4	991.1	975.0	932.4	873.7	817.3	725.2
17.5°	1094.7	1093.6	1090.1	1077.5	1052.1	1038.3	1022.2	975.0	908.3	839.2	744.8
20°	1123.5	1123.5	1122.4	1115.5	1097.0	1086.7	1067.1	1017.6	946.2	871.4	765.5
22.5°	1145.4	1144.2	1144.2	1145.4	1135.0	1124.7	1116.6	1067.1	985.4	899.0	786.2
25°	1163.8	1162.7	1166.1	1168.4	1163.8	1161.5	1152.3	1114.3	1033.7	931.3	807.0
27.5°	1188.0	1191.4	1190.3	1190.3	1189.1	1191.4	1190.3	1158.0	1080.9	965.8	828.8
30°	1226.0	1231.7	1228.3	1223.7	1223.7	1224.8	1230.6	1209.8	1136.2	1008.4	853.0
32.5°	1314.6	1308.8	1284.7	1268.6	1270.9	1272.0	1277.8	1266.3	1191.4	1056.7	878.3
35°	1415.9	1409.0	1382.5	1345.7	1333.0	1328.4	1327.3	1320.4	1251.3	1108.5	908.3
37.5°	1547.1	1549.4	1510.3	1457.3	1419.4	1390.6	1384.8	1369.9	1303.1	1155.7	939.3
40°	1680.7	1671.5	1638.1	1586.3	1511.4	1458.5	1441.2	1420.5	1361.8	1205.2	969.3
42.5°	1809.6	1792.3	1748.6	1692.2	1604.7	1547.1	1508.0	1481.5	1415.9	1259.3	998.0
45°	1977.7	1928.2	1849.9	1799.2	1689.9	1642.7	1607.0	1548.3	1480.4	1313.5	1032.6
47.5°	2110.0	2014.5	1943.1	1921.3	1778.5	1734.8	1702.5	1620.8	1546.0	1374.5	1068.3
50°	2085.9	2027.2	2009.9	1990.3	1845.3	1818.8	1788.9	1703.7	1612.7	1438.9	1102.8
52.5°	2023.7	2030.6	2052.5	2019.1	1904.0	1885.6	1866.0	1792.3	1679.5	1491.9	1133.9
55°	1974.2	1988.0	2046.7	2036.4	1974.2	1953.5	1939.7	1879.8	1744.0	1540.2	1160.4
57.5°	1884.4	1872.9	1946.6	2066.3	2049.0	2032.9	2019.1	1971.9	1809.6	1574.8	1177.6
60°	1742.8	1700.2	1799.2	2029.5	2100.8	2103.1	2095.1	2041.0	1862.5	1574.8	1168.4
62.5°	1543.7	1503.4	1625.4	1906.3	2128.5	2150.3	2145.7	2065.1	1885.6	1540.2	1132.7
65°	1245.5	1254.7	1412.5	1767.0	2160.7	2214.8	2186.0	2026.0	1856.8	1473.5	1052.1
67.5°	994.6	1022.2	1163.8	1586.3	2145.7	2213.6	2173.4	1915.5	1733.6	1380.2	929.0
70°	785.1	803.5	920.9	1342.2	2014.5	2085.9	2035.2	1746.3	1525.3	1236.3	772.4
72.5°	613.6	630.8	731.0	1074.0	1786.6	1869.5	1806.1	1518.4	1265.1	1048.7	613.6
75°	466.2	478.9	553.7	827.7	1422.8	1526.4	1480.4	1215.6	987.7	830.0	469.7
77.5°	300.4	317.7	401.7	580.2	1004.9	1129.3	1135.0	908.3	710.3	599.7	345.3
80°	199.1	206.1	257.9	377.6	618.2	714.9	748.2	613.6	453.5	382.2	248.6
82.5°	82.9	92.1	123.2	189.9	309.7	310.8	355.7	259.0	184.2	162.3	104.8
85°	2.3	4.6	3.5	9.2	8.1	12.7	15.0	20.7	15.0	16.1	16.1
87.5°	0.0	0.0	1.2	1.2	2.3	2.3	2.3	2.3	2.3	3.5	2.3
90°	0.0	0.0	0.0	0.0	0.0	0.0	0.0	0.0	0.0	0.0	0.0



REPORT NUMBER: P868136
 CATALOG NUMBER: MEM2-HSN-SA-60-727-U-T4W-HSS

CANDELA DISTRIBUTION (continued):

	90°	95°	105°	115°	125°	135°	145°	155°	165°	175°	180°
0°	649.2	649.2	649.2	649.2	649.2	649.2	649.2	649.2	649.2	649.2	649.2
2.5°	651.5	641.2	620.5	604.3	587.1	574.4	562.9	550.2	542.2	543.3	535.3
5°	651.5	632.0	590.5	553.7	520.3	496.1	469.7	448.9	434.0	431.7	438.6
7.5°	655.0	622.8	560.6	505.4	459.3	421.3	393.7	373.0	362.6	355.7	354.6
10°	658.5	615.9	533.0	462.8	405.2	363.8	339.6	316.6	305.1	303.9	300.4
12.5°	660.8	607.8	507.7	420.2	360.3	321.2	297.0	278.6	269.4	269.4	268.2
15°	668.8	605.5	481.2	387.9	325.8	287.8	267.1	252.1	246.3	242.9	241.7
17.5°	675.7	600.9	458.2	355.7	294.7	261.3	241.7	231.4	225.6	223.3	222.2
20°	686.1	598.6	436.3	329.2	271.7	239.4	224.5	215.3	211.8	209.5	209.5
22.5°	696.4	596.3	414.4	306.2	252.1	223.3	209.5	201.4	198.0	196.8	195.7
25°	709.1	595.1	396.0	286.6	234.8	210.7	198.0	191.1	186.5	184.2	184.2
27.5°	721.8	596.3	377.6	267.1	219.9	199.1	186.5	178.4	175.0	170.4	171.5
30°	739.0	597.4	362.6	250.9	207.2	187.6	176.1	165.8	161.2	158.9	158.9
32.5°	756.3	602.0	347.6	236.0	194.5	178.4	164.6	155.4	149.6	148.5	147.3
35°	774.7	605.5	333.8	223.3	184.2	168.1	154.3	145.0	140.4	139.3	139.3
37.5°	795.4	611.3	323.5	211.8	173.8	157.7	145.0	135.8	132.4	131.2	131.2
40°	817.3	620.5	315.4	201.4	165.8	148.5	137.0	128.9	126.6	125.5	125.5
42.5°	839.2	628.5	308.5	193.4	157.7	140.4	131.2	123.2	119.7	119.7	119.7
45°	859.9	634.3	301.6	185.3	149.6	134.7	124.3	117.4	114.0	114.0	114.0
47.5°	878.3	640.0	291.2	177.3	141.6	126.6	118.6	111.7	108.2	108.2	108.2
50°	897.9	643.5	279.7	166.9	133.5	120.9	112.8	104.8	102.5	101.3	101.3
52.5°	914.0	643.5	264.8	156.6	124.3	112.8	105.9	99.0	95.5	93.2	93.2
55°	925.5	643.5	248.6	143.9	115.1	105.9	99.0	92.1	87.5	84.0	84.0
57.5°	932.4	640.0	230.2	128.9	105.9	96.7	92.1	84.0	74.8	67.9	65.6
60°	926.7	629.7	210.7	112.8	95.5	88.6	85.2	74.8	62.2	58.7	58.7
62.5°	902.5	605.5	191.1	99.0	87.5	80.6	77.1	65.6	56.4	53.0	53.0
65°	834.6	546.8	166.9	86.3	78.3	73.7	69.1	58.7	50.7	46.0	46.0
67.5°	735.6	472.0	139.3	76.0	70.2	66.8	63.3	53.0	44.9	40.3	40.3
70°	596.3	381.0	118.6	66.8	62.2	59.9	56.4	48.3	39.1	35.7	35.7
72.5°	468.5	299.3	99.0	59.9	57.6	53.0	50.7	42.6	35.7	32.2	32.2
75°	348.8	223.3	87.5	53.0	53.0	47.2	46.0	38.0	31.1	28.8	28.8
77.5°	256.7	165.8	76.0	46.0	46.0	41.4	39.1	33.4	28.8	26.5	26.5
80°	173.8	112.8	56.4	34.5	34.5	33.4	31.1	28.8	24.2	21.9	20.7
82.5°	73.7	47.2	27.6	17.3	16.1	12.7	10.4	8.1	8.1	6.9	6.9
85°	12.7	5.8	5.8	4.6	3.5	3.5	3.5	2.3	2.3	2.3	2.3
87.5°	2.3	2.3	2.3	2.3	2.3	2.3	1.2	1.2	1.2	1.2	1.2
90°	0.0	0.0	0.0	0.0	0.0	0.0	0.0	0.0	0.0	0.0	0.0

LM-79-2019: Approved Method: Electrical and Photometric Measurements of Solid-
State Lighting Products

Report Prepared for

Cooper Lighting Solutions

Streetworks

Report Number: SP1-2407-157-3

Test Date: 08/07/2024

Luminaire Tested: MEM2-HTN-SA-40-727-U-5WQ-2

Data in this report applies to families of products including MEM2-HTN-SA-40-727-U-5WQ-2

Test Information

Test Method: LM-79-2019
 Report Number: SP1-2407-157-3
 Test Lab: COOPER LIGHTING SOLUTIONS
 Photometer: SP1 - 76IN SPHERE
 Measurement Geometry: 4π
 Issue Date: 08/20/2024
 Manufacturer: COOPER LIGHTING SOLUTIONS
 Product Line: Streetworks
 Catalog Number: **MEM2-HTN-SA-40-727-U-5WQ-2**
 Description: Epic Modern Light Square 40W 5WQ Optic and Flare Trim

Spectral Parameters

CCT (K): 2747
 CIE u': 0.2606
 CIE v': 0.5257
 Duv: -0.0005
 CIE x: 0.4552
 CIE y: 0.4082
 CIE z: 0.1366
 Peak Wavelength (nm): 597
 Dominant Wavelength (nm): 584
 Purity: 59.16856
 R_f: 75.5
 R_g: 93.6

CRI (Ra):	71.7		
R1:	68.1	R9:	-35.3
R2:	83.9	R10:	64.2
R3:	94.7	R11:	61.7
R4:	66.3	R12:	53.9
R5:	67.4	R13:	71.2
R6:	78.7	R14:	97.6
R7:	75.0	R15:	59.3
R8:	39.4		



Test Conditions

Stabilization Time: 22M
 Operation Time: 1H 22M
 Sphere Temperature (°C): 24.2

REPORT NUMBER: SP1-2407-157-3

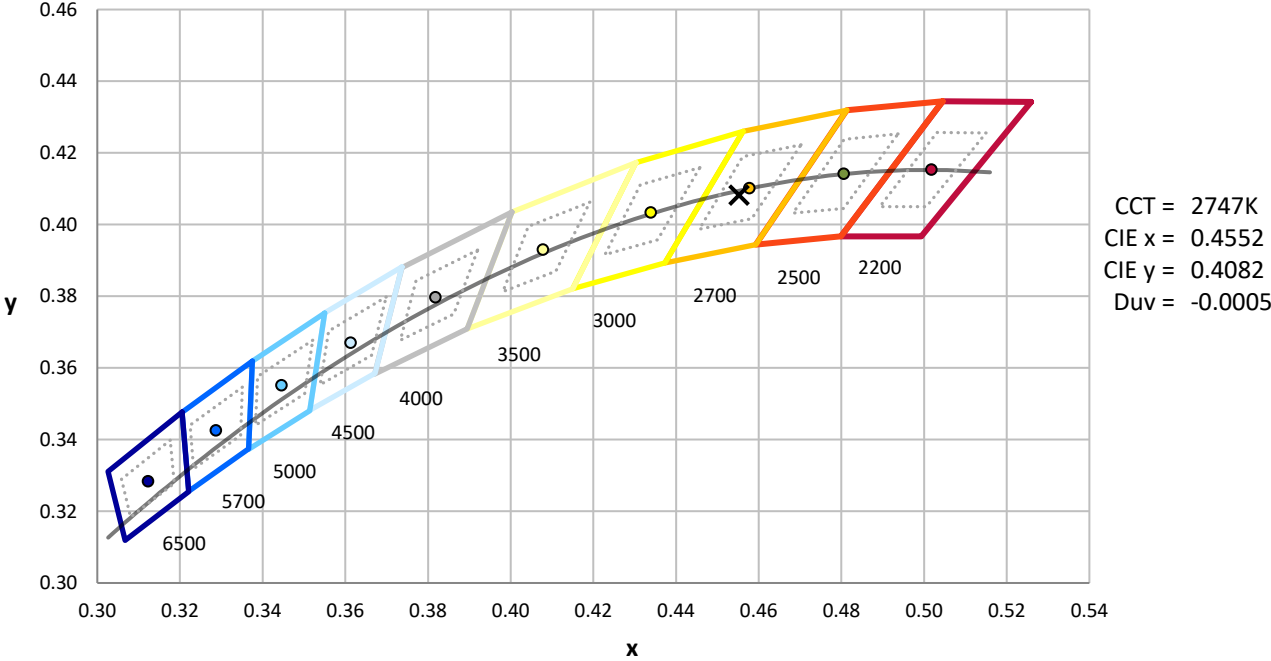
Measurement and Test Equipment			
Instrument	Identification Number	Calibration Date	Calibration Due Date
Photometer	IN0058	6/18/2024	12/18/2024
Power Meter	INXT2011004	2/8/2024	2/8/2025
AC Power Source	IN0063	10/24/2023	10/24/2024
DC Power Source	IN0208	10/24/2023	10/24/2024
Sphere Thermometer	IN0085	10/24/2023	10/24/2024
Room Thermometer	IN0046	10/24/2023	10/24/2024

REPORT NUMBER: SP1-2407-157-3

CIE 1931 Chromaticity Diagram



CIE 1931 Chromaticity Diagram with 2017 ANSI 7-Step and 4-Step Quadrangles



CCT = 2747K
 CIE x = 0.4552
 CIE y = 0.4082
 Duv = -0.0005

Point lies inside the ANSI 2700K 4-step quadrangle

REPORT NUMBER: SP1-2407-157-3

Photopic Flux vs. Wavelength



Photopic Lumens: NR

λ (nm)	Power W [^] /nm	Lumens (φ/nm)	λ (nm)	Power W [^] /nm	Lumens (φ/nm)	λ (nm)	Power W [^] /nm	Lumens (φ/nm)	λ (nm)	Power W [^] /nm	Lumens (φ/nm)	λ (nm)	Power W [^] /nm	Lumens (φ/nm)
360	0	NR	490	103	NR	620	846	NR	750	20	NR	880	0	NR
365	0	NR	495	130	NR	625	784	NR	755	17	NR	885	1	NR
370	0	NR	500	171	NR	630	720	NR	760	15	NR	890	0	NR
375	0	NR	505	221	NR	635	652	NR	765	13	NR	895	0	NR
380	0	NR	510	268	NR	640	587	NR	770	11	NR	900	0	NR
385	0	NR	515	313	NR	645	521	NR	775	9	NR	905	0	NR
390	0	NR	520	350	NR	650	461	NR	780	8	NR	910	0	NR
395	0	NR	525	381	NR	655	406	NR	785	7	NR	915	0	NR
400	0	NR	530	407	NR	660	353	NR	790	6	NR	920	0	NR
405	2	NR	535	435	NR	665	307	NR	795	5	NR	925	0	NR
410	4	NR	540	462	NR	670	264	NR	800	4	NR	930	0	NR
415	9	NR	545	496	NR	675	227	NR	805	4	NR	935	0	NR
420	20	NR	550	534	NR	680	196	NR	810	3	NR	940	0	NR
425	38	NR	555	582	NR	685	167	NR	815	3	NR	945	0	NR
430	69	NR	560	638	NR	690	144	NR	820	2	NR	950	0	NR
435	120	NR	565	700	NR	695	122	NR	825	2	NR	955	0	NR
440	193	NR	570	767	NR	700	103	NR	830	2	NR	960	0	NR
445	316	NR	575	836	NR	705	88	NR	835	2	NR	965	0	NR
450	469	NR	580	898	NR	710	74	NR	840	1	NR	970	0	NR
455	431	NR	585	947	NR	715	63	NR	845	1	NR	975	0	NR
460	264	NR	590	982	NR	720	54	NR	850	1	NR	980	0	NR
465	197	NR	595	997	NR	725	46	NR	855	1	NR	985	0	NR
470	155	NR	600	997	NR	730	39	NR	860	1	NR	990	0	NR
475	108	NR	605	978	NR	735	33	NR	865	1	NR	995	0	NR
480	90	NR	610	947	NR	740	28	NR	870	1	NR	1000	0	NR
485	92	NR	615	900	NR	745	24	NR	875	1	NR			

REPORT NUMBER: SP1-2407-157-3

Scotopic Flux vs. Wavelength



Scotopic Lumens: NR

S/P: 1.13

λ (nm)	Power W [^] /nm	Lumens (φ/nm)	λ (nm)	Power W [^] /nm	Lumens (φ/nm)	λ (nm)	Power W [^] /nm	Lumens (φ/nm)	λ (nm)	Power W [^] /nm	Lumens (φ/nm)	λ (nm)	Power W [^] /nm	Lumens (φ/nm)
360	0	NR	490	103	NR	620	846	NR	750	20	NR	880	0	NR
365	0	NR	495	130	NR	625	784	NR	755	17	NR	885	1	NR
370	0	NR	500	171	NR	630	720	NR	760	15	NR	890	0	NR
375	0	NR	505	221	NR	635	652	NR	765	13	NR	895	0	NR
380	0	NR	510	268	NR	640	587	NR	770	11	NR	900	0	NR
385	0	NR	515	313	NR	645	521	NR	775	9	NR	905	0	NR
390	0	NR	520	350	NR	650	461	NR	780	8	NR	910	0	NR
395	0	NR	525	381	NR	655	406	NR	785	7	NR	915	0	NR
400	0	NR	530	407	NR	660	353	NR	790	6	NR	920	0	NR
405	2	NR	535	435	NR	665	307	NR	795	5	NR	925	0	NR
410	4	NR	540	462	NR	670	264	NR	800	4	NR	930	0	NR
415	9	NR	545	496	NR	675	227	NR	805	4	NR	935	0	NR
420	20	NR	550	534	NR	680	196	NR	810	3	NR	940	0	NR
425	38	NR	555	582	NR	685	167	NR	815	3	NR	945	0	NR
430	69	NR	560	638	NR	690	144	NR	820	2	NR	950	0	NR
435	120	NR	565	700	NR	695	122	NR	825	2	NR	955	0	NR
440	193	NR	570	767	NR	700	103	NR	830	2	NR	960	0	NR
445	316	NR	575	836	NR	705	88	NR	835	2	NR	965	0	NR
450	469	NR	580	898	NR	710	74	NR	840	1	NR	970	0	NR
455	431	NR	585	947	NR	715	63	NR	845	1	NR	975	0	NR
460	264	NR	590	982	NR	720	54	NR	850	1	NR	980	0	NR
465	197	NR	595	997	NR	725	46	NR	855	1	NR	985	0	NR
470	155	NR	600	997	NR	730	39	NR	860	1	NR	990	0	NR
475	108	NR	605	978	NR	735	33	NR	865	1	NR	995	0	NR
480	90	NR	610	947	NR	740	28	NR	870	1	NR	1000	0	NR
485	92	NR	615	900	NR	745	24	NR	875	1	NR			

REPORT NUMBER: SP1-2407-157-3

Melanopic Flux vs. Wavelength



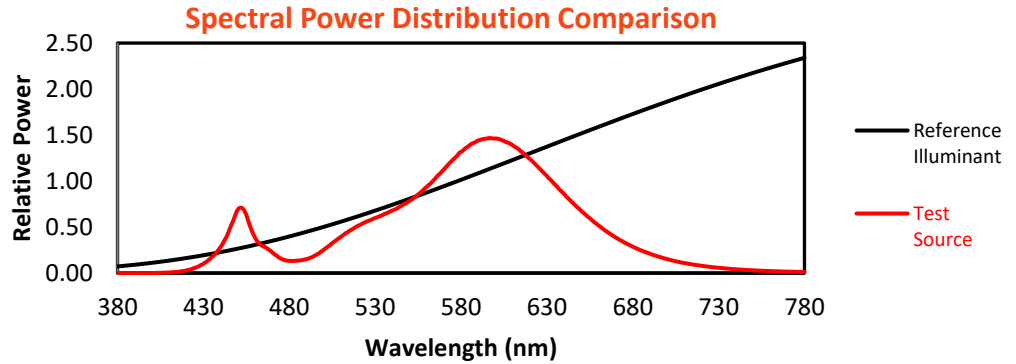
Melanopic Lumens: NR

M/P: 2.04

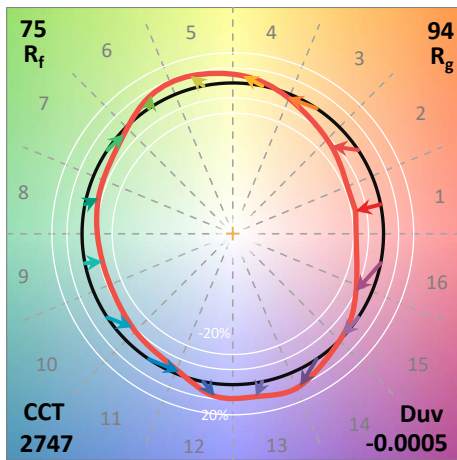
λ (nm)	Power W [^] /nm	Lumens (φ/nm)	λ (nm)	Power W [^] /nm	Lumens (φ/nm)	λ (nm)	Power W [^] /nm	Lumens (φ/nm)	λ (nm)	Power W [^] /nm	Lumens (φ/nm)	λ (nm)	Power W [^] /nm	Lumens (φ/nm)
360	0	NR	490	103	NR	620	846	NR	750	20	NR	880	0	NR
365	0	NR	495	130	NR	625	784	NR	755	17	NR	885	1	NR
370	0	NR	500	171	NR	630	720	NR	760	15	NR	890	0	NR
375	0	NR	505	221	NR	635	652	NR	765	13	NR	895	0	NR
380	0	NR	510	268	NR	640	587	NR	770	11	NR	900	0	NR
385	0	NR	515	313	NR	645	521	NR	775	9	NR	905	0	NR
390	0	NR	520	350	NR	650	461	NR	780	8	NR	910	0	NR
395	0	NR	525	381	NR	655	406	NR	785	7	NR	915	0	NR
400	0	NR	530	407	NR	660	353	NR	790	6	NR	920	0	NR
405	2	NR	535	435	NR	665	307	NR	795	5	NR	925	0	NR
410	4	NR	540	462	NR	670	264	NR	800	4	NR	930	0	NR
415	9	NR	545	496	NR	675	227	NR	805	4	NR	935	0	NR
420	20	NR	550	534	NR	680	196	NR	810	3	NR	940	0	NR
425	38	NR	555	582	NR	685	167	NR	815	3	NR	945	0	NR
430	69	NR	560	638	NR	690	144	NR	820	2	NR	950	0	NR
435	120	NR	565	700	NR	695	122	NR	825	2	NR	955	0	NR
440	193	NR	570	767	NR	700	103	NR	830	2	NR	960	0	NR
445	316	NR	575	836	NR	705	88	NR	835	2	NR	965	0	NR
450	469	NR	580	898	NR	710	74	NR	840	1	NR	970	0	NR
455	431	NR	585	947	NR	715	63	NR	845	1	NR	975	0	NR
460	264	NR	590	982	NR	720	54	NR	850	1	NR	980	0	NR
465	197	NR	595	997	NR	725	46	NR	855	1	NR	985	0	NR
470	155	NR	600	997	NR	730	39	NR	860	1	NR	990	0	NR
475	108	NR	605	978	NR	735	33	NR	865	1	NR	995	0	NR
480	90	NR	610	947	NR	740	28	NR	870	1	NR	1000	0	NR
485	92	NR	615	900	NR	745	24	NR	875	1	NR			

Summary

$R_f = 75.5$
 $R_g = 93.6$
 $CIE R_a = 71.7$
 $R_9 = -35.3$

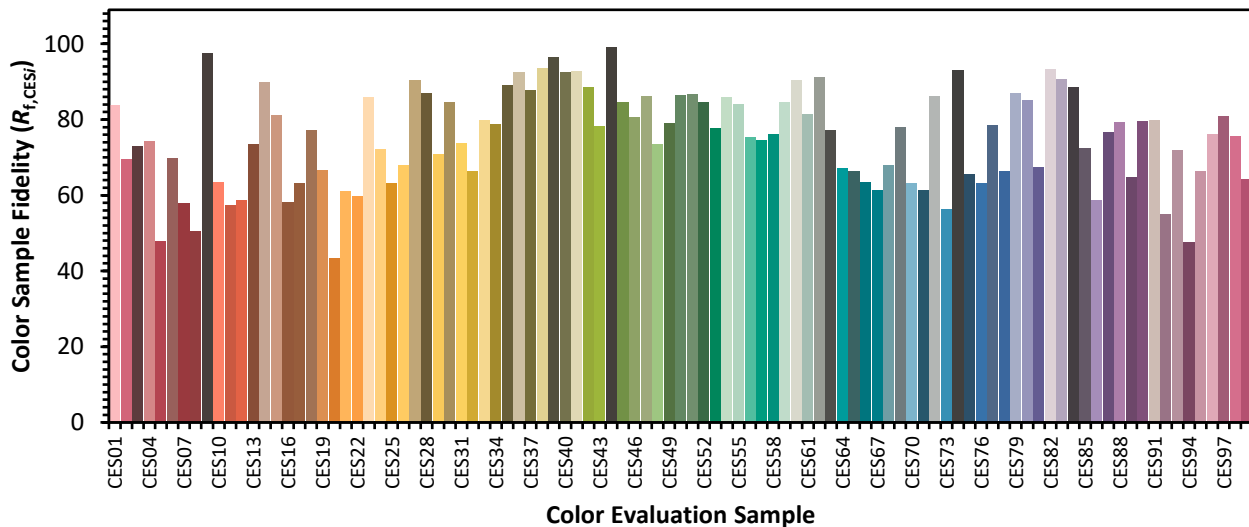


Color Vector Graphics



Individual Sample Fidelity Index ($R_{f,i}$)

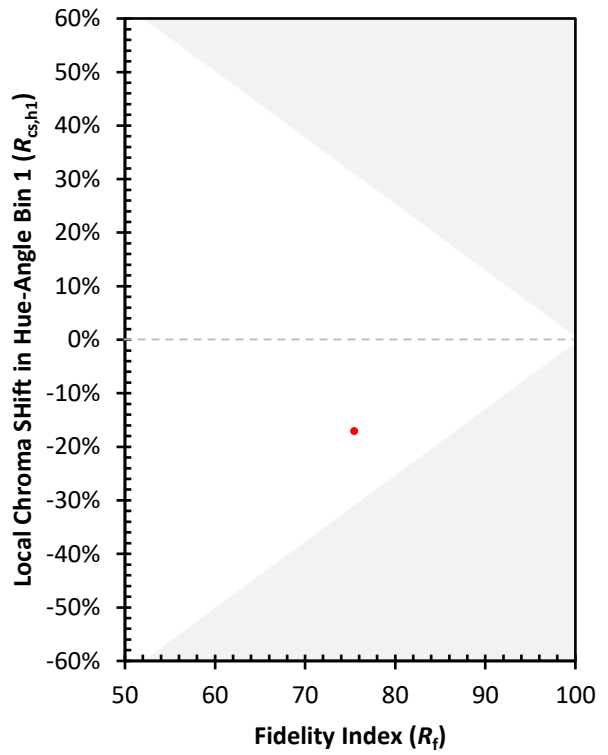
CES01 = 86	CES26 = 68	CES51 = 87	CES76 = 63
CES02 = 63	CES27 = 90	CES52 = 85	CES77 = 79
CES03 = 31	CES28 = 87	CES53 = 78	CES78 = 66
CES04 = 71	CES29 = 71	CES54 = 86	CES79 = 87
CES05 = 50	CES30 = 85	CES55 = 84	CES80 = 85
CES06 = 52	CES31 = 74	CES56 = 75	CES81 = 67
CES07 = 42	CES32 = 66	CES57 = 75	CES82 = 93
CES08 = 41	CES33 = 80	CES58 = 76	CES83 = 91
CES09 = 29	CES34 = 79	CES59 = 85	CES84 = 89
CES10 = 77	CES35 = 89	CES60 = 90	CES85 = 72
CES11 = 60	CES36 = 93	CES61 = 81	CES86 = 59
CES12 = 66	CES37 = 88	CES62 = 91	CES87 = 77
CES13 = 43	CES38 = 93	CES63 = 77	CES88 = 79
CES14 = 74	CES39 = 97	CES64 = 67	CES89 = 65
CES15 = 72	CES40 = 93	CES65 = 66	CES90 = 80
CES16 = 48	CES41 = 93	CES66 = 63	CES91 = 80
CES17 = 51	CES42 = 89	CES67 = 61	CES92 = 55
CES18 = 57	CES43 = 78	CES68 = 68	CES93 = 72
CES19 = 73	CES44 = 99	CES69 = 78	CES94 = 48
CES20 = 67	CES45 = 85	CES70 = 63	CES95 = 66
CES21 = 88	CES46 = 81	CES71 = 61	CES96 = 76
CES22 = 80	CES47 = 86	CES72 = 86	CES97 = 81
CES23 = 92	CES48 = 74	CES73 = 56	CES98 = 76
CES24 = 91	CES49 = 79	CES74 = 93	CES99 = 64
CES25 = 73	CES50 = 86	CES75 = 66	



Color Rendition by Hue-Angle Bin



Measure Comparisons



(END OF REPORT)